




Dear Lynn,


Below please find a sample of a mastery assessment for a CBE Basic program designed for those faculty members interested in teaching a CBE program. Lorena
































Dashboard



Faculty




Blackboard



Competency 4: Integrate Technology and Online Resources

The participant will utilize technology tools to support the CBE learning experience.

Photo Credit: Cristian Lazzari/MDC



Mastery Exit Assessment for Competency 4

Assessment Summary: The participants will demonstrate an ability to describe and explain how to implement technology tools as they set up a virtual field trip to an online Educational Technology Museum. You will apply your newly-acquired knowledge by using the Powerpoint template provided. The template works by hyperlinking visitors between rooms and in-depth looks at each exhibit. You will have an opportunity to populate the exhibit rooms with relevant content, tutorials, videos and any useful practical information to help the visitors gain a better understanding and awareness of the selected technologies that are useful and appropriate for a CBE learning environment.


Mastery Exit Assessment

This mastery exit assessment consists of **the design of an exhibit at a Virtual Educational Technology Museum for an audience of CBE instructors at MDC**. You must pass this assessment with an **80% or more** in order to advance in your learning.

General Instructions

You will design a Virtual Educational Technology Museum room based on the following template: [Virtual Museum Template](#)

1. Review the material provided for Competency 4.
2. Exhibit details:
 - The museum will consist of different four (4) exhibit rooms, each focusing on a different technological tool.
 - A video including a brief demonstration of the uses of each IT tool, as well as helpful tips to avoid typical pitfalls, will be recorded and uploaded to each virtual room for visitors to click on and learn about.
 - Before submitting your ppt., please take a look at the rubric you will find once you click the "Submit Exit Assessment" button below. The rubric will show on the top left, where it says: "view rubric" under "points possible". It provides a useful outline of the criteria that has been set out for a successful assignment. This is a valuable tool to self-assess before a final submission.
 - Submit your Powerpoint Exhibit for review by clicking on the button below. Good luck!

 Submit Exit Assessment